

Application Leaflet

# DAPRO<sup>®</sup> DF 21 and DAPRO<sup>®</sup> DF 52

Highly efficient defoamer  
for aqueous wood coating  
formulations

## Key Benefits

- Excellent defoaming properties
- Outstanding overall gloss performance for clear wood coatings
- Suitable for a wide range of applications

## Introduction

DAPRO® DF 21 is a mineral oil based hydrophobic silica containing emulsifier. This water dispersible defoamer is suitable in high quality waterborne inks, adhesives and industrial coatings. DAPRO® DF 21 is in particular very useful for glossy wood paints and clear acrylic coatings.

DAPRO® DF 52 is a mineral oil-free, hydrophobic silica defoamer and is suitable for wood coatings, flexo-inks and paper coatings. DAPRO® DF 52 has excellent defoaming properties and is particularly suitable for systems where mineral oils are unacceptable in chemical waste water.

## Key properties

- Excellent defoaming properties
- Outstanding gloss performance
- Effective in a wide range of applications
- Particularly useful for glossy paints based on acrylic and PU chemistries

## Chemical and physical data

	DAPRO® DF 21	DAPRO® DF 52
Composition	Blend of hydrophobic silica and mineral oil	Blend of esters, hydrophobic silica and emulsifiers
Appearance	Opaque off-white liquid	Cloudy, light-amber liquid

## Levels of use

Typically 0.1 - 1.0% on total weight, but should be optimized by testing a concentration ladder.

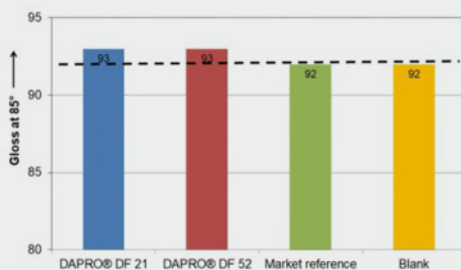
TABLE 1: Defoaming performance.

	Conc.	Head of foam	Density	
	[%]	[%]	[g/l]	after 24h
DAPRO® DF 21	0.25	28.6	0.77	1.04
	0.50	28.6	0.81	1.04
	0.75	25.7	0.83	1.04
DAPRO® DF 52	0.25	25.7	0.86	1.04
	0.50	14.3	0.92	1.04
	0.75	11.3	0.83	1.04
Market reference	0.25	31.4	0.70	1.04
	0.50	37.1	0.76	1.04
	0.75	20.0	0.88	1.04
Blank	—	134.3	0.43	1.05

**System 1: Acrylic clear coat - Defoaming**

The highest density which correlates with the best defoaming performance was obtained with a medium dosing level of 0.5 % DAPRO® DF 52.

FIGURE 1: Defoamer influence on gloss



All samples displayed almost equally high gloss levels.

## Handling

Products must be mixed prior to use!

Under adequate storage conditions, DAPRO® DF 21 and DAPRO® DF 52 can be stored for at least 24 months in a non-opened container. Store between 10° C - 35 °C. If frozen thaw at room temperature and mix well. Detailed information on handling and safety can be found in the material safety data sheet. Handle in accordance with good industrial hygiene and safety practices.

## Incorporation

DAPRO® DF 21 and DAPRO® DF 52 show excellent compatibility and are suitable to use in the let down stage of sensitive coatings systems where optical properties are very important (e.g. gloss, transparency). A ladder study should be carried out to optimize the loading level.

## Test results

In the following practical examples, DAPRO® DF 21 and 52 were tested in different formulations on its effectiveness in defoaming: Acrylic clear coat of high viscosity, high performance wood clear coat of low viscosity) and a 2C high performance PU-parquet lacquer. In these formulations DAPRO® DF 21 and DF 52 were tested against a market benchmark.

**TABLE 2:** Defoaming performance

	Conc. [%]	Head of foam [%]	Density [g/l]	Density after 24h
DAPRO® DF 21	0.25	17.1	0.87	1.05
	0.50	14.3	0.90	1.05
	0.75	17.1	0.91	1.05
DAPRO® DF 52	0.25	37.1	0.73	1.05
	0.50	37.1	0.76	1.05
	0.75	37.1	0.81	1.05
Market reference	0.25	114.3	0.49	1.04
	0.50	65.7	0.64	1.04
	0.75	77.1	0.47	1.05
Blank	—	148.6	0.40	1.40

**System 2: High performance 1c acrylic clear coat**

The best defoaming performance was obtained with DAPRO® DF 21 and DAPRO® DF 52.

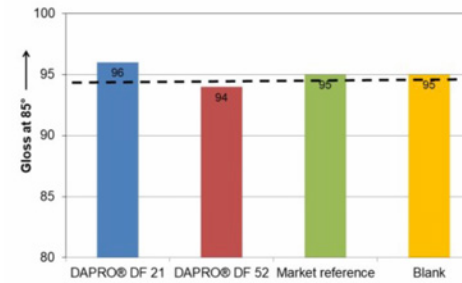
**TABLE 3:** Defoaming performance

	Conc. [%]	Head of foam [%]	Density [g/l]	Density after 24h
DAPRO® DF 21	0.25	44.9	9.93	1.03
	0.50	11.4	0.95	1.03
	0.75	14.3	0.94	1.03
DAPRO® DF 52	0.25	20.0	0.87	1.03
	0.50	22.9	0.89	1.03
	0.75	14.3	0.92	1.03
Market reference	0.25	37.1	0.77	1.03
	0.50	37.1	0.83	1.03
	0.75	20.0	0.89	1.03
Blank	—	142.9	0.43	1.03

**System 3: 2c PU parquet lacquer**

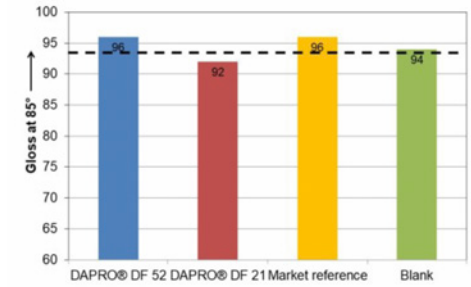
The head of foam results were overall best for DAPRO® DF 21.

**FIGURE 2:** Defoamer influence on gloss



All samples displayed almost equally high gloss levels.

**FIGURE 3:** Defoamer influence on gloss



All samples displayed similar gloss results within an acceptable range..

**SYSTEM 1:** Acrylic clear coat

Raw material	Conc. [%]	Function	Supplier
Acrylic binder emulsion	92.00	Binder	
Defoamer	X	Defoamer	Elementis
Ethyl diglycole	4.50	Coalescent	
DAPRO® W-77	0.50	Surface additive	Elementis
RHEOLATE® 299	0.35	Rheology modifier	Elementis
Demin. water	2.65 - X	Diluent	
	100.0		

**SYSTEM 2:** High performance 1C acrylic clear coat

Raw material	Conc. [%]	Function	Supplier
Acrylic binder emulsion	83.0	Binder	
Defoamer	X	Defoamer	Elementis
Substrate wetting agent	0.5		
Dowanol DPM	4.0	Coalescent	Elementis
Dowanol DPnB	5.0	Coalescent	
Demin. water	6.7 - X	Diluent	
RHEOLATE® 350D	0.8	Rheology modifier	Elementis
	100.0		

## Formulations

The following formulations were used to test DAPRO® DF 21 and DF 52 regarding their defoaming behavior and gloss and film appearance.

- Acrylic clear coat
- 1C High Performance wood clear coat, glossy
- 2C High Performance PU-parquet lacquer, satin

In each test series a blank sample was used without a defoamer which represents the negative reference.

**SYSTEM 3:** 2C PU parquet lacquer

Raw material	Conc. [%]	Function	Supplier
Component A			
OH functional acrylic emulsion	78.0	Binder	
Defoamer	X	Defoamer	Elementis
Wetting agent	0.4	Wetting agent	
Silica	1.0	Wetting agent	
Butylcarbitol	4.0	Coalescent	
RHEOLATE® 350D	0.8	Rheology modifier	Elementis
Demin. water	15.8 - X	Diluent	
	100.0		
Component B			
Aliphatic isocyanate emulsion	10.0	Hardener	





## Test methods:

### **Defoaming performance**

To test the defoamers performance in the three different formulations the following procedure was conducted: first, 100 ml paint was put into a 250 ml glass jar. This dispersion was stirred for 5 minutes at 5,000 rpm using a 3 cm toothed Cowles blade. After this process step, the height of head of foam as well as the density was ascertained with a paint pycnometer Model 290/ IV (Volume + 50 ml) from Erichsen.

### **Influence on the gloss**

A film was applied with a 250  $\mu\text{m}$  blade on Leneta charts. The gloss of the film cured for 24 h was measured using a haze-gloss meter from BykGardner. Measuring angle 85°.

NOTE:

The information herein is currently believed to be accurate. We do not guarantee its accuracy. Purchasers shall not rely on statements herein when purchasing any products. Purchasers should make their own investigations to determine if such products are suitable for a particular use. The products discussed are sold without warranty, express or implied, including a warranty of merchantability and fitness for use. Purchasers will be subject to a separate agreement which will not incorporate this document.

© Copyright 2024, Elementis Specialties, Inc. All rights reserved. Copying and/or downloading of this document or information therein for republication is not allowed unless prior written agreement is obtained from Elementis Specialties, Inc.

May 2024

For more details  
please contact:

**North America**

Elementis  
469 Old Trenton Road  
East Windsor,  
NJ 08512, USA  
Tel: +1 609 443 2500

**Europe**

Elementis UK Ltd c/o  
Porto Business Plaza  
Santos Pousada Street, 290  
4300-189, Porto, Portugal

**Asia**

Deuchem (Shanghai) Chemical  
Co., Ltd.  
99, Lianyang Road  
Songjiang Industrial Zone  
Shanghai, China 201613  
Tel: +86 21 577 40348

[elementis.com](http://elementis.com)



Unique chemistry,  
sustainable solutions